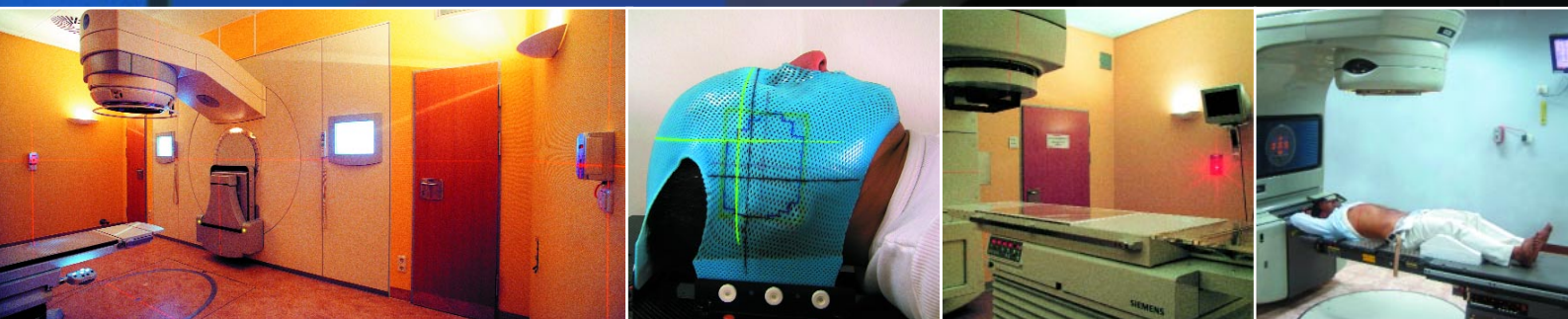



# APOLLO & ASTOR

LASER SYSTEMS FOR PATIENT ALIGNMENT

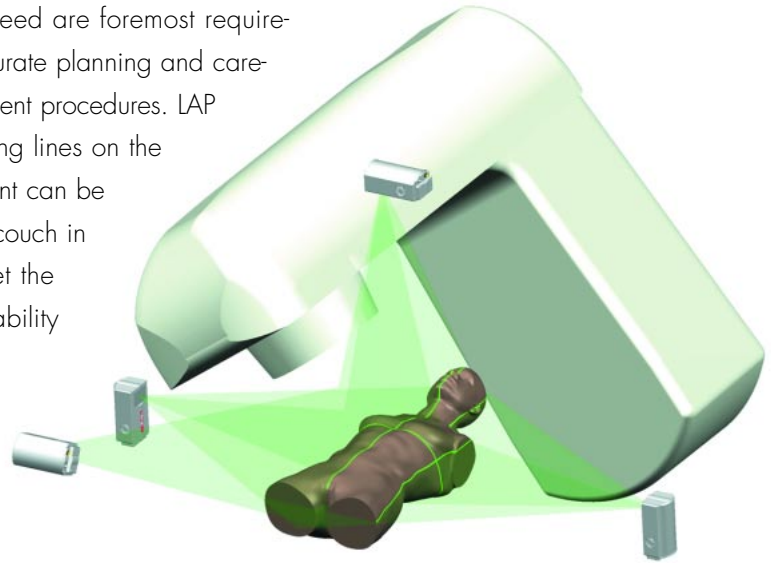




# LASER SYSTEMS FOR PATIENT ALIGNMENT


## APOLLO & ASTOR

In radiation therapy precision and speed are foremost requirements for high patient throughput. Accurate planning and careful positioning are the keys of all treatment procedures. LAP positioning lasers display very fine, long lines on the isocenter of the machines, so the patient can be quickly and accurately placed on the couch in a reproducible position. LAP lasers set the standards in line quality, stability, reliability and ease of use.



## DESIGN AND OPTICS


- Unique optics project crosshair lines equal in width and brightness
- The advanced adjustment system is lead screw driven and externally accessible, to make fine adjustments fast and simple



## APOLLO RED & GREEN

Remote controlled adjustments


- Moves cross left/right
- Moves cross up/down
- Rotates cross
- Tilts vertical plane
- Tilts horizontal plane
- Turns to focus lines
- Cross angle, factory set to 90°




## **ASTOR RED**

Manual adjustments

1. Rotates vertical line
2. Rotates horizontal line
3. Moves vertical line left/right
4. Moves horizontal line up/down
5. Tilts vertical plane
6. Tilts horizontal plane
7. Turns to focus vertical line
8. Turns to focus horizontal line



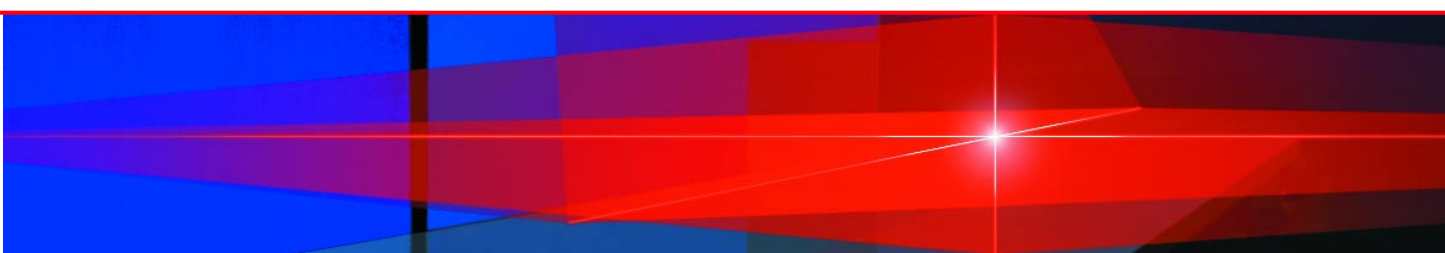
Integrated Tilttable Bracket



## **ASTOR GREEN**

Manual adjustments

1. Moves cross left/right
  2. Moves cross up/down
  3. Rotates cross
  4. Tilts horizontal plane
  5. Tilts vertical plane
  6. Turns to focus lines
- Cross angle, factory set to 90°



# SPECIAL PRODUCTS



Floor Mounted Laser

Gemini: Dual Cross for extended SSD treatments and easier patient set up



False Ceiling Mounting Bracket



Backpointers red and green





## TECHNICAL SPECIFICATIONS

	APOLLO RED	APOLLO GREEN	ASTOR RED	ASTOR GREEN
Crosshair Laser	LAP AP-KR	LAP AP-KG	LAP AS-KR	LAP AS-KG
Line Laser	LAP AP-LR	LAP AP-LG	LAP AS-LR	LAP AS-LG
Line width up to 4 m distance	< 1 mm	< 1 mm	< 1 mm	< 1 mm
Line length at 3 m/10 ft distance	4 m/12 ft	3 m/10 ft	5 m/15 ft	3 m/10 ft
Laser type	Laser diode	Diode Pumped Solid State	Laser diode	Diode Pumped Solid State
Wavelength	635 nm	532 nm	635 nm	532 nm
Color	red	green	red	green
Output	< 1 mW	< 1 mW	< 1 mW	< 1 mW
Laser class	2	2	2	2
Power requirements	110/230 V AC 5 V DC	110/230 V AC 5 V DC	110/230 V AC 5 V DC	110/230 V AC 5 V DC
Main voltage	5 V DC	5 V DC	5 V DC	5 V DC
Power consumption	1 W	10 W	1 W	10 W
Ambient temperature	0-40°	15-30°	0-40°	15-30°
Dimensions (HxWxD)	200x110x100 mm	200x110x100 mm	160x86x75 mm	200x110x100 mm
Weight	2.4 kg/5 lbs	2.4 kg/5 lbs	1.5 kg/3.3 lbs	2.4 kg/3.3 lbs
Isocenter adjustment accuracy	± 0,5 mm	± 0,5 mm	± 0,5 mm	± 0,5 mm



LAP patient alignment systems comply with Center of Devices and Radiological Health regulation for class II lasers (21 CFR 1040).



